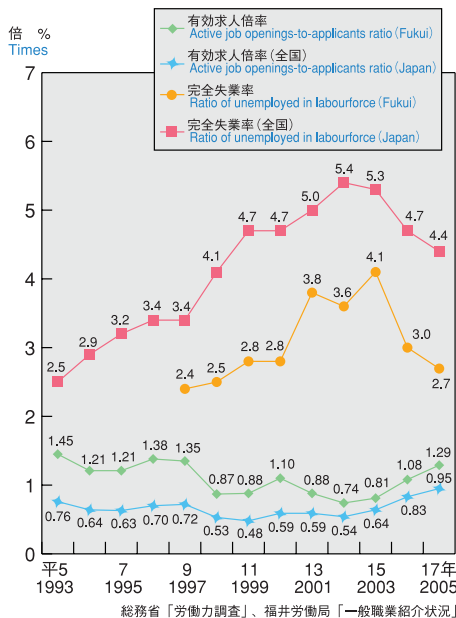


労働

Labour

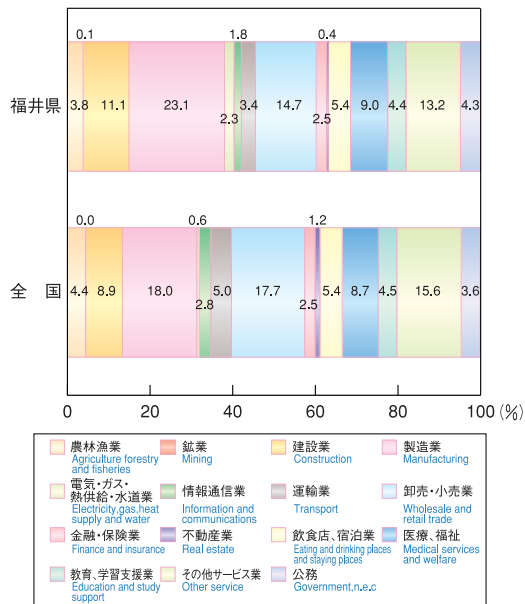
有効求人倍率と完全失業率の推移

Active job openings-to-applicants ratio and Ratio of unemployed in labourforce



産業別就業者比較 (福井県・全国) (平成17年)

Ratio of employed by industry in 2005



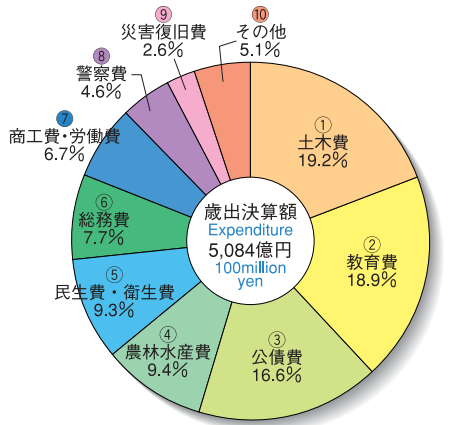
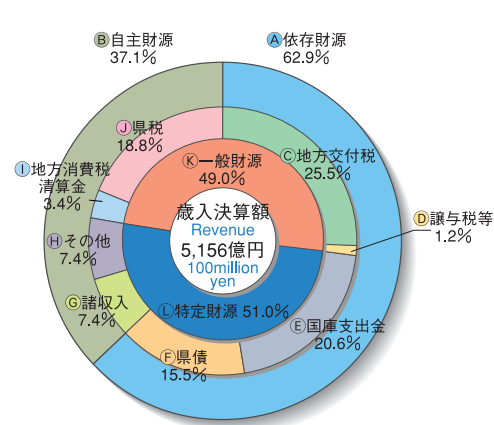
総務省「労働力調査」、「福井県労働状況調査」

財政

Public finance

一般会計決算状況 (平成16年度)

Composition of revenue and expenditure of general accounts in F.Y. 2004



- Ⓐ Dependent financial resources
- Ⓑ Independent financial resources
- Ⓒ Local allocation tax
- Ⓓ Local transferred tax for governments, etc.
- Ⓔ Treasury disbursements
- Ⓕ Local government debt
- Ⓖ Miscellaneous
- Ⓗ Other
- Ⓙ Adjustment of local government consumption tax
- Ⓚ Local taxes
- Ⓛ Local resources
- Ⓜ Specially resources

- ① Civil engineering works
- ② Education
- ③ Public debt
- ④ Agriculture, forestry and fisheries
- ⑤ Welfare and hygiene
- ⑥ General service administration
- ⑦ Commerce, manufacturing and labour
- ⑧ Police
- ⑨ Disaster restoration
- ⑩ Other

「福井県歳入歳出決算事項別明細書」